



KEY AUTOMATION ALT BARRIERS



ROAD BARRIER WITH DOUBLE BUILT-IN FLASHING LIGHT FOR BAR FROM 3 TO 8 m, 24 Vdc






Maximum speed:

- up to 1 second for ALT324KF
- up to 3,5 seconds for ALT424K
- up to 6 seconds for ALT624K

FASTLINE

MODELS

CODE	DESCRIPTION
 ALT324KF	Barrier body, 24 Vdc motor, with control unit in box, with integrated receiver, with encoder, double built-in led flashing light. For 3 m bar, connection for bars included
 ALT424K	Barrier body, 24 Vdc motor, with control unit in box, with integrated receiver, with encoder, double built-in led flashing light. For 4 m bar, connection for bars included
 ALT624K	Barrier body, 24 Vdc motor, with control unit in box, with integrated receiver, with encoder, double built-in led flashing light. For 6 m bar, connection for bars included

PLUS

For intensive use, for private and public solutions
 Double built-in flashing light, two-coloured green/red
 Double spring (6 m model) to counter balance movement and make it more fluent
 Universal box: bar can be installed both right or left
 Possibility to set different speed in opening and closing motion

With 24 Vdc control unit CT10224
 Encoder for obstacle detection and immediate run inversion
 Robust gears and levers for reliable functioning over time
 Energy saving mode
 Integrated receiver
 Anti-UV rays epoxy power coating



Double Led flashing light



Metallic gear + shock resistant motor (ALT624K)



CT10224 control unit



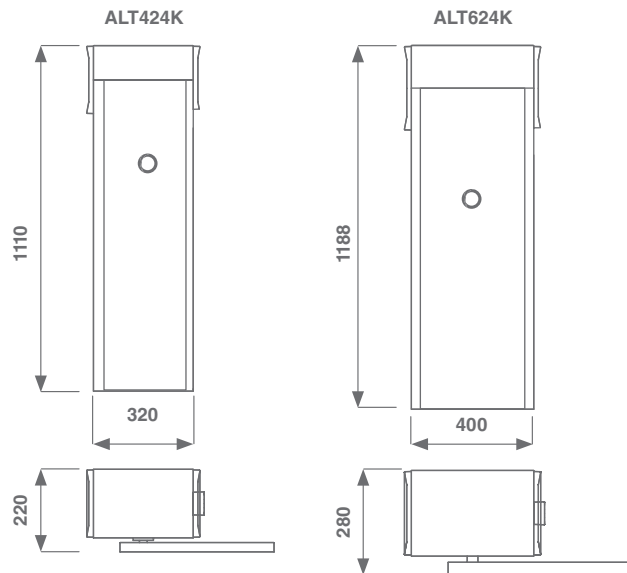
New bar of 5 m for ALT4K

		ALT324KF	ALT424K	ALT624K
MECHANICAL DATA				
torque	Nm	40	200	305
working cycle	%	50	80	80
opening time at 90° **	sec	1	3,5	6/12*
ELECTRICAL DATA				
control board		CT10224F	CT10224	CT10224
power	Vac	230	230	230
consumption	A	1,6	1,3	1,3
absorbed power	W	330	300	300
integrated lights		yes	yes	yes
GENERIC DATA				
protection degree	IP	54	54	54
dimensions (L - D - H)	mm	450 - 280 - 1188	360 - 220 - 1110	450 - 280 - 1188
weight	kg	62	47	67
working temperature	°C	-20 + 55	-20 + 55	-20 + 55
maximum bar length	m	3	4	6 *(8 mt)

* with 8 m bar

** without accessories

DIMENSIONS



	BAR	CODE	CLEAR OPENING (LP)
	3 m	ALT324KF + AST3F	2740 mm
	4 m	ALT424K + ASTL4	3780 mm
	4 m	ALT424K + ASTL4J	3780 mm
	5 m	ALT424K + ASTL5	4780 mm
	6 m	ALT624K + ASTL6	5640 mm
	6 m	ALT624K + ASTL6J	5640 mm
	8 m	ALT624K + ASTL8	8040 mm

ALT324KF ACCESSORIES



PC 1



PC 1

ALT424K ACCESSORIES



PC 1



PC 1



PC 1



PC 1



PC 1



PC 1

ALT624K ACCESSORIES



PC 1



PC 1



PC 1



PC 1



PC 1



PC 1

ACCESSORIES



PC 1



PC 1




PC 1



PC 1




PC 1



PC 1



PC 1




PC 1



PC 1



PC 1



PC 1



PC 1

€ 25,00

* for ASTL5 we recommend to combine PROFT6 and KLIGHT6

HOW TO CHOOSE THE LED LIGHT SYSTEM FOR BARRIERS

